

■ **Features**

- 0.2 Inch ten Digit Display
- Long lifetime operation
- IC compatible
- Low power dissipation

■ **Applications**






- Counting device
- Clock

■ **Absolute Maximum Rating** (Ta=25°C)

Item	Symbol	Value		Unit
		R/G/Y	B/P	
DC Forward Current	I _F	25	25	mA
Pulse Forward Current*	I _{FP}	100	100	mA
Reverse Voltage	V _R	5	5	V
Power Dissipation	P _t	62.5	72	mW
Operating Temperature	Topr	-30 ~ +70		°C
Storage Temperature	Tstg	-40~ +85		°C
Lead Soldering Temperature(1.6mm from seating plane)	Tsol	260°C/5sec		°C

*Pulse width Max.10ms Duty ratio max 1/10

■ **Electrical -Optical Characteristics** (Ta=25°C)

Part Number	Color		V _F (V)			I _R (μA)	I _v (mcd)			λD(nm)			
			Min.	Typ.	Max.		Max.	Min.	Typ.	Max.	Min.	Typ.	Max.
			I _F =20mA			V _R =5V		I _F =20mA					
OSX10201-XXXX	Blue	B		-	3.3	3.6	20	-	50	-	-	465	-
	Pure Green	P		-	3.1	3.6	20	-	262	-	-	512	-
	Yellow Green	G		-	2.1	2.5	20	-	35	-	-	570	-
	Yellow	Y		-	2.1	2.5	20	-	35	-	-	587	-
	Red	R		-	2.1	2.5	20	-	35	-	-	632	-

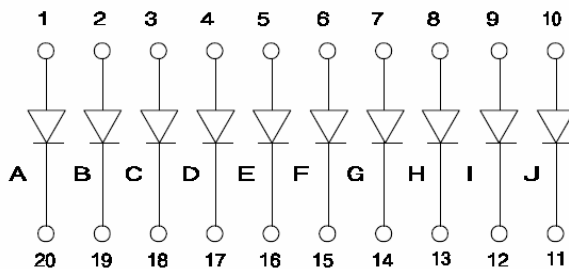
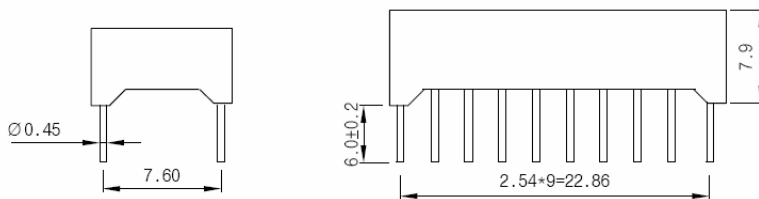
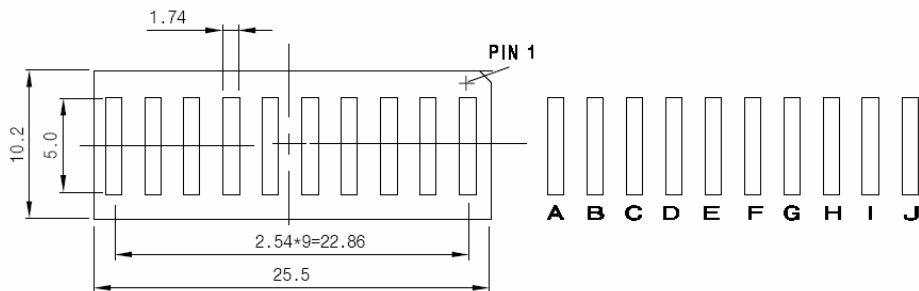
*1 Tolerance of dominant wavelength is±1nm

*2 Tolerance of luminous intensity is±15%

■ **Package dimensions and pin function**

OSX10201-XXXX

Part NO	Color	A/B/C/D	E/F/G	H/I/J
OSX10201-RGB1		Red	Yellow green	Blue
OSX10201-RGY1		Red	Yellow green	Yellow
OSX10201-RPB1		Red	Pure green	Blue
OSX10201-YGR1		Yellow	Yellow green	Red
OSX10201-RGG1		Red	Yellow green	Yellow green
OSX10201-GGR1		Yellow green	Yellow green	Red
Part NO	Color	A/B/C/D/E	F/G/H	I/J
OSX10201-GYR1		Yellow green	Yellow	Red



Note:

- 1, Unit : mm(Tolerance:±0.25mm unless otherwise noted)
- 2, The slope angle of any PIN may be±5.0°Max